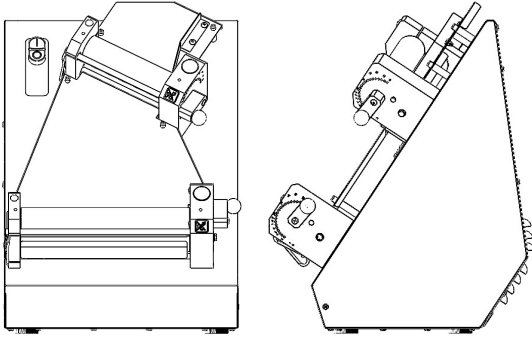
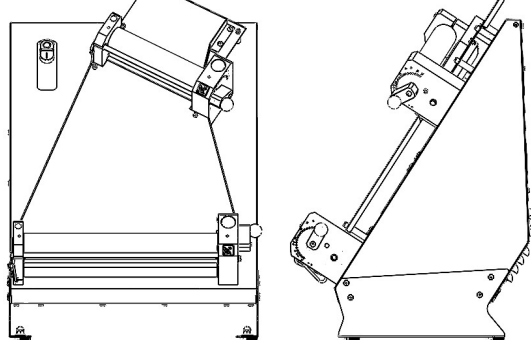


# DOUBLE PASS DOUGH SHEETERS

## Angled Top Roller Models

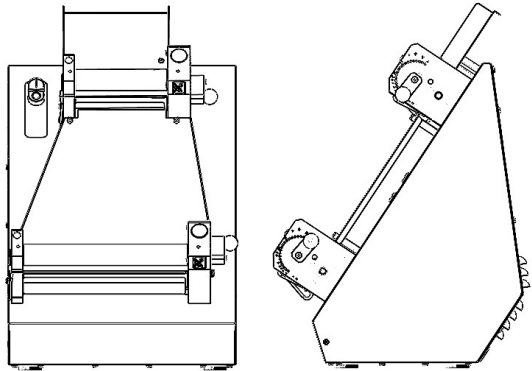


SM-30 NA

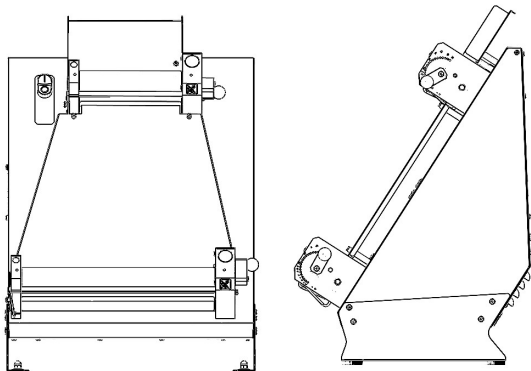


SM-40 NA

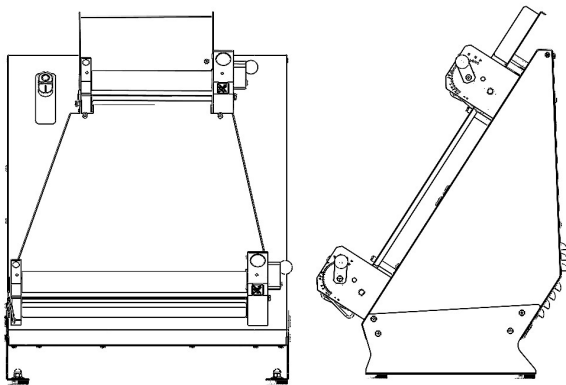
## Straight Top Roller Models



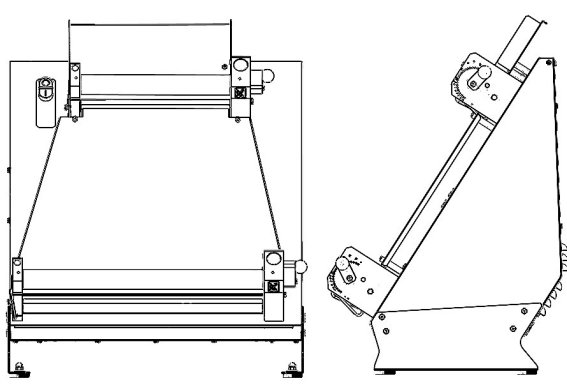
SM-30D NA



SM-40D NA



SM-45D NA



SM-50D NA



## Features

- Our models can vary regarding both with their straight and angled roller groups and roller lengths.
- 2" diameter rollers for dough handling.
- The roller gap can be adjusted up to 0.16".
- Perfect for pizza, lahmacun, pide, lavash, pita, and tortilla dough.
- Double pass dough sheeters can roll up to 1200 pieces of dough per hour regarding their weight and thickness.
- The machines are produced in accordance with the standards of various countries, especially America and Europe.
- Our dough sheeters, thanks to their dimensions and removable parts, are so easy to set, use, and clean.
- They work silently and vibration-free.
- Fully stainless body and other machine elements pursuant to food norms.

## Technical Specifications

Model	SM-30 NA	SM-30D NA	SM-40 NA	SM-40D NA	SM-45D NA	SM-50D NA
<b>Roller Size</b>	11.81"	11.81"	15.75"	15.75"	17.72"	19.69"
<b>Unit Dimensions</b>						
<b>Width</b>	16.13"	16.13"	20.24"	20.24"	22.20"	24.17"
<b>Depth</b>	18.31"	18.15"	19.76"	19.72"	19.72"	19.72"
<b>Height</b>	22.83"	25.79"	27.93"	29.32"	29.32"	29.33"
<b>Unit Weight</b>	67.9 lbs	67.9 lbs	85.98 lbs	85.98 lbs	93.04 lbs	99.21 lbs
<b>Shipping Dimensions</b>						
<b>Width</b>	17.72"	17.72"	22.05"	22.05"	26.38"	26.38"
<b>Depth</b>	20.47"	20.47"	22.05"	22.05"	20.87"	20.87"
<b>Height</b>	25.20"	25.20"	28.74"	28.74"	29.13"	29.13"
<b>Shipping Weight</b>	74.96 lbs	74.96 lbs	95.24 lbs	95.24 lbs	102.74 lbs	106.48 lbs

Electrical Requirements	Voltage	Phase	Frequency	Total Power	Amps
<b>Double Pass</b> Dough Sheeters	110/120 VAC	1 Phase	60 Hz	1/2 HP	6,8A